

## #Whataboutmen – Key Statistics about men, women and violence

Both men and women can be victims and perpetrators of physical and sexual violence. However, the statistics tell us that these experiences are clearly gendered.

Men are more likely, overall, to be victims of physical violence. This violence is most likely to be suffered at the hands of a male perpetrator:

- Nearly two in five men (39% or 3.5 million) experienced violence by a male perpetrator, compared to around one in eight (12% or 1.1 million) who experienced violence by a female perpetrator (ABS, 2017).

This male perpetrator is most likely to be unknown to the victim:

- Men were most likely to have experienced physical violence by a male stranger. Over a quarter of men (26% or 2.4 million) had experienced physical violence by a male stranger, compared to 2.3% (205,500) who experienced physical violence by a female stranger.

When the perpetrator was known to the man, they were still more likely to be male:

- Men were approximately twice as likely to have experienced physical violence by a male known person (18% or 1.6 million) as by a female known person (9.4% or 849,600). An estimated 6.5% (587,900) of men experienced physical violence by a male acquaintance or neighbour.

When we narrow our focus to intimate partner violence – that is, violence experienced at the hands of a current or ex-partner, the statistics again call for a clear gendered analysis.

Approximately one in four women (23% or 2.2 million) experienced violence by an intimate partner (compared to one in thirteen men (7.8% or 703,700) )since the age of fifteen.

- Women were nearly three times more likely to have experienced partner violence than men, with approximately one in six women (17% or 1.6 million) and one in sixteen men (6.1% or 547,600) having experienced partner violence since the age of 15.
- One in six women (16% or 1.5 million) and one in seventeen men (5.9% or 528,800) experienced physical violence by a partner.

Finally, with regards to sexual assault, according to the ABS, 83% of victims of sexual assault in 2014 were female, 17% were male.

The ABS 2016 Personal Safety Survey found that:

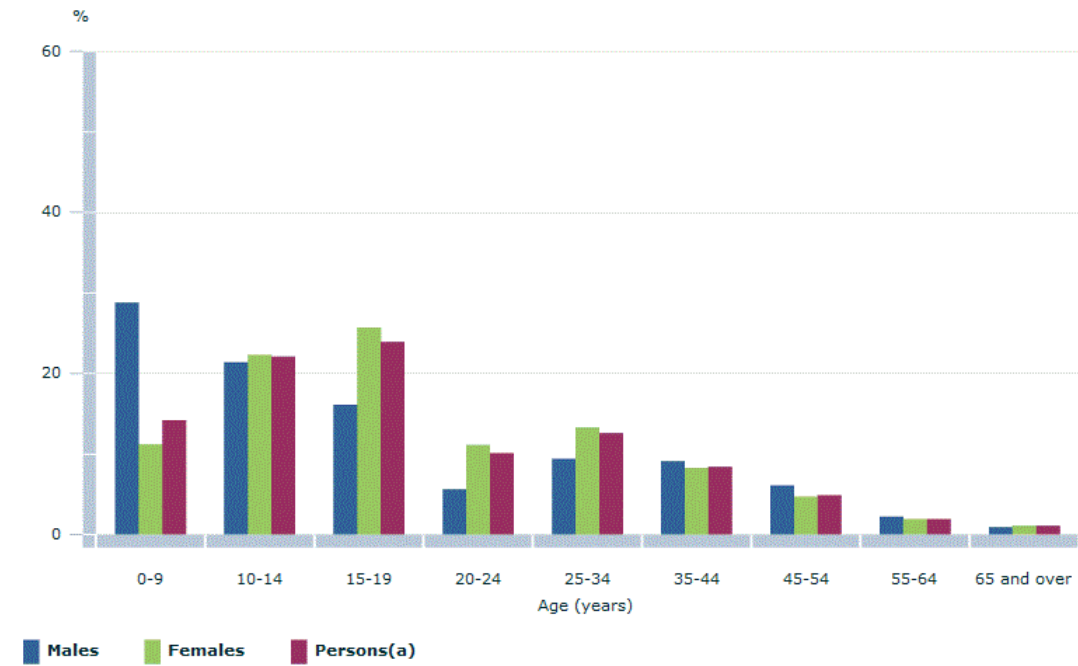
- One in five women (18% or 1.7 million) and one in twenty men (4.7% or 428,800) experienced sexual violence.
- Women were eight times more likely to experience sexual violence by a partner than men (5.1% or 480,200 women compared to 0.6% or 53,000 men).

According to the ABS Recorded Crime Study, the majority (93%) of offenders whose principle offence was sexual assault were male.

It is important to note that most men are not violent – while statistics show that men are more likely to be both victims and perpetrators of violence, research also demonstrates that approximately 95% of Australians over the age of 15 have not experienced violence (from a stranger or someone known to them) over the last twelve months, and that the percentage of Australians who have experienced violence has fallen over the last decade - for men the proportion experiencing physical violence in the last 12 months has almost halved since 2005, decreasing from 10% in 2005 to 5.4% in 2016. For women, the proportion has fallen from 4.7% in 2005 to 3.5% in 2016.

While we can acknowledge Australia is a less violent society than it was a decade ago, we can also accept that there is still work to be done. If we are to continue to reduce these statistics, we must recognise the gendered nature of violence and target our responses appropriately.

VICTIMS OF SEXUAL ASSAULT, Proportion of victims by sex by age, 2014



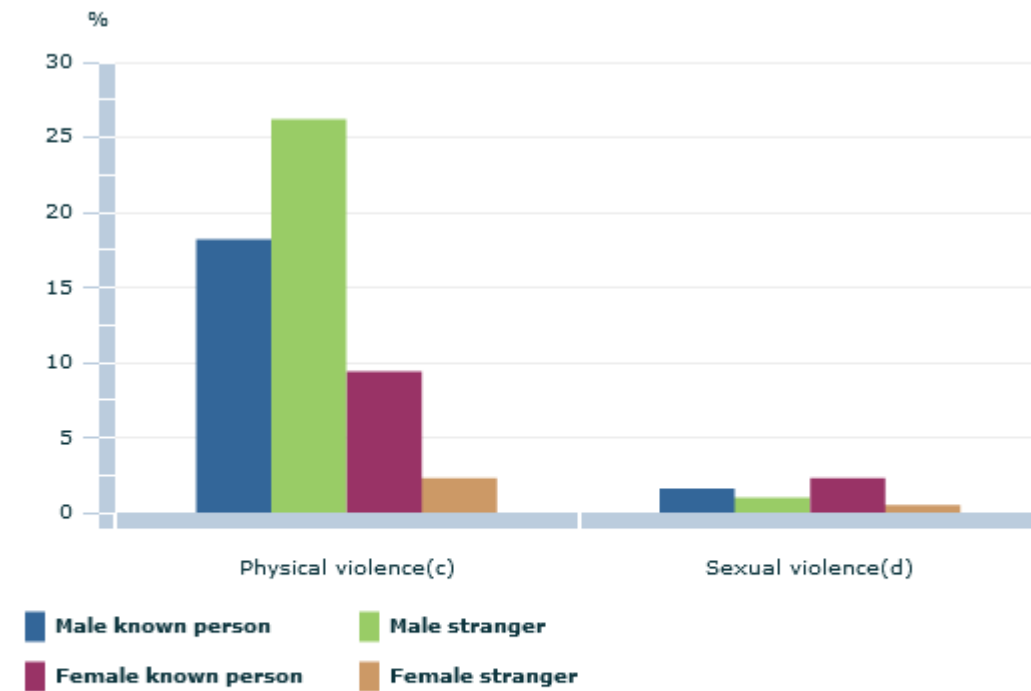
Save Chart Image

Australian Bureau of Statistics

© Commonwealth of Australia 2016.

Australian Bureau of Statistics. (2016). Sexual assault. Retrieved July 9<sup>th</sup>, 2018 from <http://www.abs.gov.au/ausstats/abs@.nsf/Lookup/by%20Subject/4510.0~2014~Main%20Features~Sexual%20Assault~10>

**MEN AGED 18 YEARS AND OVER, Type(s) of violence experienced(a) by relationship to & sex of perpetrator(b)**



Save Chart Image

Australian Bureau of Statistics

© Commonwealth of Australia 2018.

Australian Bureau of Statistics (2017). Personal Safety, Australia, 2016. Retrieved September 25<sup>th</sup>, 2018 from <http://www.abs.gov.au/ausstats/abs@.nsf/Lookup/by%20Subject/4906.0~2016~Main%20Features~Prevalence%20of%20violence%20since%20the%20age%20of%2015%20-%20Relationship%20to%20perpetrator%20by%20Sex%20of%20perpetrator~12>

Violence Prevalence
Source: ABS

**2 in 5 people** (39% or 7.2 million) aged 18 years and over had experienced **violence**<sup>1</sup> since the age of 15.

---

This included **42%** of men (3.8 million)

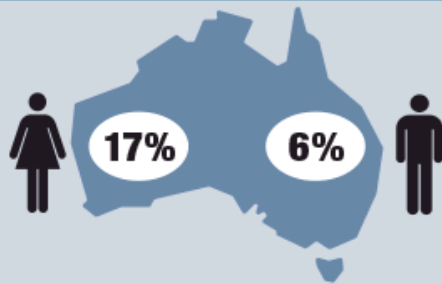
and **37%** of women (3.4 million).

<sup>1</sup> Includes physical and/or sexual violence.

The 2016 PSS was funded by the Department of Social Services under the *National Plan to Reduce Violence against Women and their Children 2010–2022*

## Partner Violence

Source: ABS



**17% of women** (1.6 million) and **6% of men** (547,600) had experienced **violence<sup>1</sup> by a partner<sup>2</sup>** since the age of 15.

<sup>1</sup> Includes physical and/or sexual violence.

<sup>2</sup> Includes current and/or previous partner (lived with).

The 2016 PSS was funded by the Department of Social Services under the *National Plan to Reduce Violence against Women and their Children 2010–2022*

Australian Bureau of Statistics (2017). Personal Safety Survey, Australia, 2016. Retrieved September 25<sup>th</sup>, 2018 from <http://www.abs.gov.au/ausstats/abs@.nsf/mf/4906.0>